






Learning Plan - Grade 8 June 8 -12

Do the best you can! Focus on life skills, physical activity, mental well-being, creative expression, social responsibility and social connections. Stay healthy and safe!

Every day, students should be **reading** for 30 minutes and getting 30 minutes of **physical activity**.

Language Arts— The theme for the week is “**Summer**”. You are encouraged to spend 30 minutes a day on these activities. Here are some options for this week. Feel free to share your work with one of the teachers listed. Kayla.oakes@nbed.nb.ca, Erin-beth.daneluk@nbed.nb.ca, vicki.lafrance@nbed.nb.ca susan.baker@nbed.nb.ca or claudine.dionne@nbed.nb.ca

Activity	Materials / resources	Instructions
<p>Letter to yourself</p> 	<p><u>How to write a letter</u></p>	<p>Write a letter to your future grade 12 self. You should include:</p> <ul style="list-style-type: none"> • Where you currently live • Who your current friends are? • What you want to do after graduation • What you do for fun • How you help others • What advice would you give to another grade 8 student? • What do you think high school is going to be like? Or what are your feelings about going to school. • What current events are happening in the world right now? <p>Email your letter to your teacher to receive at your grade 12 graduation.</p>
<p>Summer Personification</p> 	<p><u>example for winter personified</u></p>	<p>In the fall we had spent some time working with personification and personified either Fall or Winter. This time try personifying Summer.</p> <ul style="list-style-type: none"> • *Remember that personification is when we give non-human things human like qualities. <p>Include the following:</p> <ul style="list-style-type: none"> • Describe how summer looks • How summer walks or talks (do they have a bounce in their step? Do they stomp their feet? Are they sneaky? Etc.) • What characteristics does summer have? (eye color, hair color, clothes etc.) • How do they carry themselves. (are they confident? Shy?) <p>Remember, your goal is to imagine that the season of summer is a person, so think of some of the things that you enjoy (or don't like) about summer and imagine what summer would be like if they were a real person and not a season.</p> <ul style="list-style-type: none"> • After, draw a picture of what you think summer would look like. <p>Share your picture with a friend, family member or your teacher.</p>
<p>I Am From Poem</p> 	<p><u>Mrs. Oakes' Example Poem Template</u></p>	<p>As you get older, you're going to experience a lot of things. You have the power to decide where you want to go, however it is important that you always remember where you are from. Use my poem example and the poem template to write your very own “where I am from” poem. Use memories from your early childhood or current memories to help write it.</p> <p>Poems can be very intimate and hard to share, but if you are feeling up to it; share it with a close friend, family member or a teacher. Or put it somewhere safe, so you can read it later in life and remind yourself of where you are from!</p>


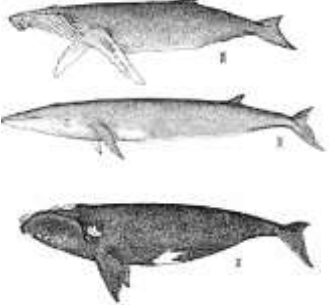



Learning Plan - Grade 8 June 8 -12

Do the best you can! Focus on life skills, physical activity, mental well-being, creative expression, social responsibility and social connections. Stay healthy and safe!

Every day, students should be **reading** for 30 minutes and getting 30 minutes of **physical activity**.

Science – The theme for the week is “**Summer**”. You are encouraged to spend 30 minutes a day on these activities. Here are some options for this week. Feel free to share your work with one of the teachers listed. Kayla.oakes@nbed.nb.ca, Erin-beth.daneluk@nbed.nb.ca, vicki.lafrance@nbed.nb.ca susan.baker@nbed.nb.ca or claudine.dionne@nbed.nb.ca

Activity	Materials / resources	Instructions
<p>How has science shaped Hopewell Rocks?</p> 	<p>Bay of Fundy Tide</p> <p>Tide Timetables</p>	<p>The Bay of Fundy has the highest tides in the world! Using the tide timetables choose a location along the Bay of Fundy (NB or NS) and graph the high and low tides for each day of the week.</p> <p>Compare your graph to a friend’s graph that used a different location!</p>
<p>Whale Watching</p> 	<p>Whales of the Bay of Fundy</p>	<p>The Bay of Fundy has many tourist attractions, one of the most popular is whale watching. Choose an aquatic animal that lives in the Bay of Fundy to research. After conducting research, create a poster or brochure for your sea animal.</p> <p>Include the following:</p> <ul style="list-style-type: none"> • The name of animal • What species are they? • What they eat • Do they live in the Bay of Fundy year-round or do they migrate? • How big they get • Do they have any predators? <p>Share your work with a teacher, family member or friend!</p>
<p>Solar Oven</p> 	<p>How to make a Solar Oven</p>	<p>Have you ever wondered if you could actually cook an egg on the sidewalk? Try making this solar oven to find out!</p> <p>Follow the directions on the linked website to create your solar oven. Once it is finished, place it in a sunny spot (when the sun is at its hottest) and try cooking or melting something. (ex. Chocolate chips, cheese, etc. or try one of the recipes listed on the website.)</p> <p>After, answer the following questions:</p> <ul style="list-style-type: none"> • How do solar ovens work? • Did your oven cook or melt anything? • Why do you think that is? • Do you think solar ovens would be more successful in different parts of the world? Explain your thinking. <p>Share a picture of your solar oven with your teacher to have it featured on the BEARS Instagram page</p>






Learning Plan - Grade 8 June 8 -12

Do the best you can! Focus on life skills, physical activity, mental well-being, creative expression, social responsibility and social connections. Stay healthy and safe!

*Every day, students should be **reading** for 30 minutes and getting 30 minutes of **physical activity**.*

Social Studies— The theme for the week is “**Summer**”. You are encouraged to spend 30 minutes a day on these activities. Here are some options for this week. Feel free to share your work with one of the teachers listed. Kayla.oakes@nbed.nb.ca, Erin-beth.daneluk@nbed.nb.ca, vicki.lafrance@nbed.nb.ca susan.baker@nbed.nb.ca or claudine.dionne@nbed.nb.ca

Activity	Materials / resources	Instructions
<p>Plan a one-week vacation in NB.</p> 	<p>Top Rated Tourist Attractions in NB</p> <p>Best Things to Do in New Brunswick</p> <p>Visiting NB</p>	<p>Using the websites provided and any other resources you may find, create an itinerary for a one-week vacation in NB. You can plan to travel to one destination or visit several.</p> <p>Itinerary Examples</p> <p>Complete the budget activity for this vacation that is assigned in Math as well.</p> <p>Share your results with your family and teacher.</p>
<p>Describe a popular summer outdoor activity in NB.</p> 	<p>50 Outdoor Activities</p>	<p>In your description of the Summer activity, consider the following information:</p> <ol style="list-style-type: none"> 1. What is the activity? 2. Where can you do this activity? 3. Is there a cost to do the activity? 4. Is this an activity that you already do? If not, would you consider trying the activity? <p>You can share your description in writing, or by creating a poster with the information.</p>
<p>Find out about the history of kayaking in Canada.</p> 	<p>History of Kayaking</p>	<p>Answer the following questions:</p> <ol style="list-style-type: none"> 1. What is the origin of the kayak? 2. What was its original use? 3. What was the length of the original kayak? 4. What was the frame made of? 5. How are kayaks used today? <p>Share your answers with your family.</p>



Learning Plan - Grade 8 June 8 -12

Do the best you can! Focus on life skills, physical activity, mental well-being, creative expression, social responsibility and social connections. Stay healthy and safe!

*Every day, students should be **reading** for 30 minutes and getting 30 minutes of **physical activity**.*

Math – The theme for the week is “**Summer**”. You are encouraged to spend 30 minutes a day on these activities. Here are some options for this week. Feel free to share your work with one of the teachers listed. Kayla.oakes@nbed.nb.ca, Erin-beth.daneluk@nbed.nb.ca, vicki.lafrance@nbed.nb.ca, susan.baker@nbed.nb.ca, claudine.dionne@nbed.nb.ca

Activity	Materials / resources	Instructions
<p>NB Vacation Budget</p> 	<p>Top Rated Tourist Attractions in NB</p> <p>Best Things to Do in New Brunswick</p> <p>Visiting NB</p> <p>Budget Sheet</p>	<p>While you're doing your SOCIAL STUDIES project where you create a 1-week vacation in New Brunswick you are going to create a budget to stay under \$2000.00</p> <p>Click on the <i>BUDGET SHEET</i> under resources and fill it in with the prices you find during your research. Remember to stay under \$2000.00.</p> <p>Share with your teacher and your family.</p>
<p>Break that Shape</p> 	<p>Break that shape instructions</p>	<p>To keep in connection with 3D shapes that we have been working with, challenge yourself to this activity. You will need toothpicks, marshmallows and your critical thinking. If you do not have these items, try spaghetti instead of toothpicks or play dough instead of marshmallows – get creative!</p> <p>Share pictures with your friends, family and teachers. Challenge someone to make a different shape than you did.</p>
<p>Math Puzzles</p> 	<p>More Math Puzzles</p>	<p>3D Area Maze</p> <p>Solve the following. Simply figure out the value of the question mark (whole numbers only).</p>  <p>Share your answer with your math teacher and show your work 😊</p>
<p>Practice on-line</p> 	<p>IXL</p> <p>Call the school at 273-4760 and leave a message if you need your ixl password.</p>	<p>Click on the IXL link, after signing in click on LEARNING, then PROVINCIAL LEARNING, choose NEW BRUNSWICK, after that go to GRADE 8, then scroll down to practice whatever you think you may want to work on – HAVE FUN! **You can continue doing this all Summer.</p> <p>**Remember that you do not need to send your teacher your results from here, we will automatically see it when you are finished.</p>